








Parent/Community Survey 2010




1. To help us better understand who is participating in this survey, please check all that apply

	Response Percent	Response Count
I am a parent at Millburn Central 	56.3%	265
I am a parent at Millburn West 	37.4%	176
I am a parent of pre-school age children 	8.5%	40
I do not have any children in the school presently 	5.3%	25
<i>answered question</i>		471
<i>skipped question</i>		0




2. I attended the community forum at (please check all that apply) If you did not attend either forum, please go to millburn24.net - School Board - Community Informational Meetings - for the information provided at the financial forum in order to have a better understanding of the questions below.

	Response Percent	Response Count
Millburn Central 	30.4%	143
Millburn West 	24.0%	113
I did not attend either forum 	48.6%	229
<i>answered question</i>		471
<i>skipped question</i>		0

3. Millburn students participate in programs that are not required by law (non-mandated). The total cost of these programs is \$1,139,051 per year. All students in the district benefit from instruction in music, art, LRC, and technology at a cost of \$685,478 per year. The remaining programs involve various subsets of students at a cost of \$453,573 per year. Please indicate your preference with regard to short term solutions to address our projected budget deficits. I would be willing to pay for the following programs as outlined below, to ensure that they continue to be offered to all students: Art - \$129.62 yearly cost per student Music - 77.21 yearly cost per student Library - 134.34 yearly cost per student Technology - 85.42 yearly cost per student

	Response Percent	Response Count
Yes 	55.0%	258
No 	24.3%	114
Unsure 	20.7%	97
<i>answered question</i>		469
<i>skipped question</i>		2

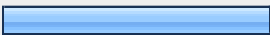
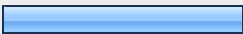

4. I would be willing to "pay-to-play" for the following programs and extracurricular activities as outlined below, to ensure that my child will continue to participate: AIM - \$331.01 yearly cost per student Band - \$653.08 yearly cost per student Choir - \$148.38 yearly cost per student Athletics - \$193.01 yearly cost per student Clubs - \$103.13 yearly cost per student

	Response Percent	Response Count
Yes 	73.6%	345
No 	13.9%	65
Unsure 	12.6%	59
<i>answered question</i>		469
<i>skipped question</i>		2

5. In 2011-2012 Millburn will be facing a projected long term revenue short fall of \$1,600,000. The Board of Education is currently exploring options on how to best cut costs. Please rank the following options in order of preference from 1-6, with the number 1 indicating your strongest preference and the number 6 indicating your least preferred option.

	1st Choice	2nd Choice	3rd Choice	4th Choice	5th Choice	6th Choice	Rating Average	Response Count
Cutting costs strictly through a reduction in staff with a significant increase in class size district-wide	3.8% (17)	8.8% (40)	16.3% (74)	24.3% (110)	25.4% (115)	21.4% (97)	4.23	453
Cutting costs by eliminating all non-mandated programs, combined with a reduction in staff	3.8% (17)	7.1% (32)	16.4% (74)	24.8% (112)	31.7% (143)	16.2% (73)	4.22	451
Cutting costs by establishing a "pay-to-play" system for non-mandated programs, combined with a reduction in staff	21.4% (98)	32.7% (150)	25.7% (118)	15.0% (69)	4.4% (20)	0.9% (4)	2.51	459
Cutting costs by reconfiguring the district from our current K-8 configuration to grade level centers (e.g., K-5 in one building and 6-8 in another building), combined with a reduction in staff	33.8% (154)	21.3% (97)	17.6% (80)	12.1% (55)	7.7% (35)	7.5% (34)	2.61	455
Further investigation of the feasibility and financial impact of consolidating the district into one building	18.4% (85)	15.2% (70)	12.6% (58)	14.5% (67)	18.9% (87)	20.4% (94)	3.61	461
Increasing revenue through a tax referendum, allowing Millburn to maintain current offerings	20.7% (95)	15.5% (71)	10.7% (49)	8.5% (39)	11.1% (51)	33.6% (154)	3.75	459
answered question								471
skipped question								0

6. I would support a tax referendum in order to allow Millburn District 24 to continue to operate at current levels for the next 5 years.

	Response Percent	Response Count
Yes 	40.1%	189
No 	36.3%	171
Unsure 	23.6%	111
<i>answered question</i>		471
<i>skipped question</i>		0

7. Please add additional comments/suggestions below.

	Response Count
	257
<i>answered question</i>	257
<i>skipped question</i>	214

Listed below are the optional comments. Due to privacy issues, we have blocked out the names of parents, any parent contact information, any names of any children, and any teacher names.

[Click here to view survey summary comments.](#)